



ORTA KARADENİZ KALKINMA AJANSI
MIDDLE BLACK SEA DEVELOPMENT AGENCY

Corum Investment Guide

Right Place for Your Investments





ORTA KARADENİZ KALKINMA AJANSI
MIDDLE BLACK SEA DEVELOPMENT AGENCY



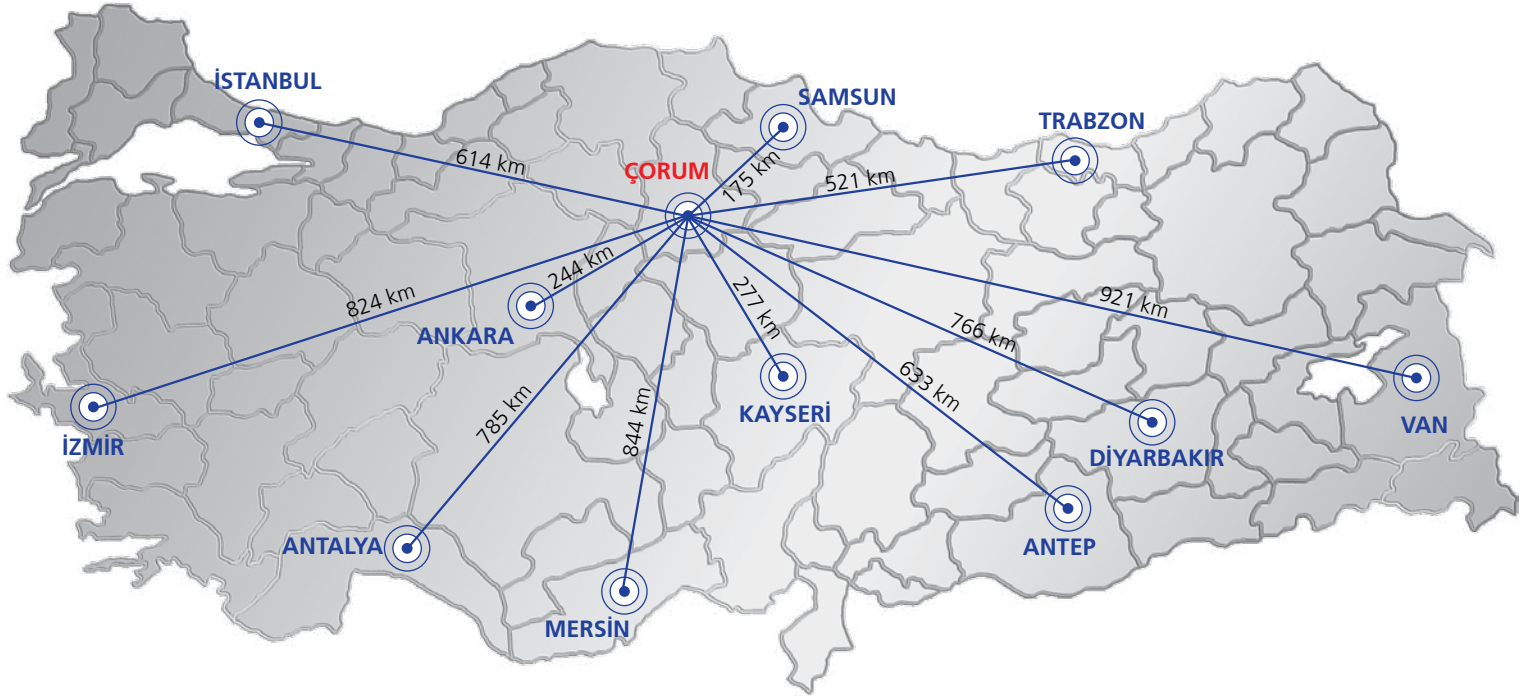
REPUBLIC OF TURKEY
MINISTRY OF INDUSTRY
AND TECHNOLOGY

Contents

| | |
|--|----|
| Corum General Information | 4 |
| Corum in Figures | 6 |
| Corum Districts Population | 11 |
| Corum Education | 12 |
| Corum Health | 14 |
| Corum Agriculture and Livestock Breeding | 16 |
| Corum Industry | 22 |
| Corum Industry Clustering and Smart Specialization | 27 |
| Corum Developing Sector and Potential Cluster | 29 |
| Organized Industrial Zones (OIZs) | 32 |
| Sample for Investment Incentive Application | 35 |
| Corum Tourism | 36 |
| Corum Mining | 42 |
| Advantageous Investment Suggestions | 43 |
| Why Corum | 45 |
| Investors' Contact Points | 47 |



Geographical and Strategic Location of Corum



In the heart of Anatolia



Corum – General Information



«City of Peace and Civilizations»

Corum, whose history dates back to 4000 BC, served as the **capital of the Hittite Civilization**,

Located in the **central part of the Black Sea Region**, where the Black Sea Region and Central Anatolia Region meet,

Maintained culture and art tradition,

Hosted various cultures,

Contains different cultural products and historical heritage

In this respect, it is known as «**City of Peace and Civilizations**».



*Triple Bull Rhyton (bronze)
Alacahöyük/CORUM
B.C. 2500s*

| | |
|--|--|
| Area | 12.796 km ² (20 th largest province in Turkey in terms of area) |
| Population | 536.483 (41 st most populated province) |
| Population Density | 42 people/km ² (TR:106,55) |
| Population Growth Rate | 0,11 % |
| Migration Rate (thousandths) | 0,77 ‰ |
| Urban Population Ratio | 73,7 % |
| Population in City Center | 294.807 |
| Youth Population (Aged 15-24) | 14 % |
| Population in Working Age (15-64 years) | 68 % |
| Employment Rate* | 48,9 % |
| Unemployment Rate* | 5,9 % |



**Labor force data per province belongs to the most recent 2013.
All data, not included in the disclosure are 2018 year-end data.*







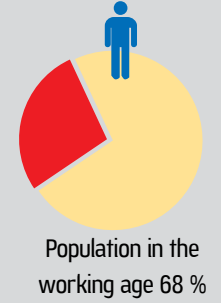
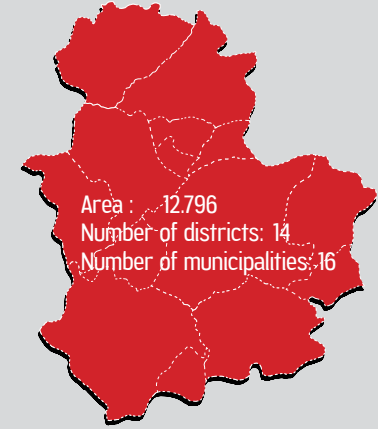
| YOUTH DEPENDENCY RATIO (Aged 0-14) | 2014 | 2015 | 2016 | 2017 | 2018 |
|---------------------------------------|-------|-------|-------|-------|-------|
| TR | 35,83 | 35,39 | 34,89 | 34,68 | 34,48 |
| ÇORUM | 31,3 | 31 | 30,68 | 30,58 | 30,21 |



| ELDERLY DEPENDENCY RATIO (Aged 65 and over) | 2014 | 2015 | 2016 | 2017 | 2018 |
|--|-------|-------|-------|-------|-------|
| TR | 11,76 | 12,17 | 12,26 | 12,56 | 12,92 |
| ÇORUM | 20,21 | 21,16 | 21,12 | 21,57 | 21,95 |

Corum has the highest elderly dependency ratio in TR83 Region, while it is the fifth city in terms of this criterion in Turkey based on 2018 year-end data.

Since elderly dependency ratio in Corum is greater than the Turkey's average, investments in health care and other services for the elderly would be attractive.



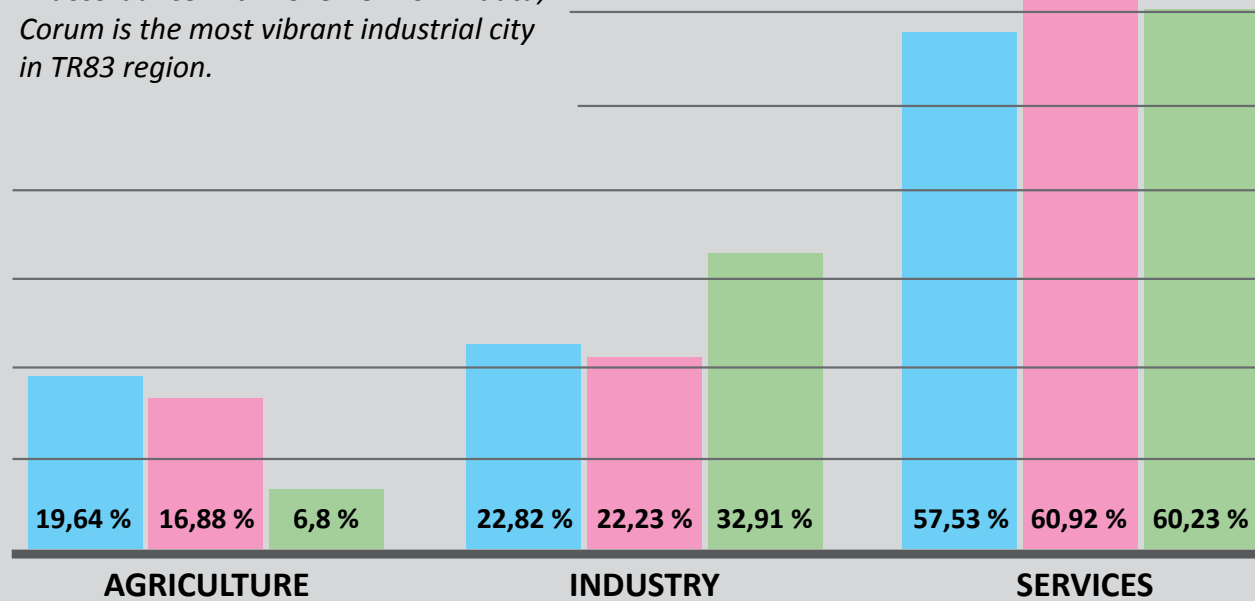


| | |
|---|---|
| Export (EX) (2018) | 742 million \$ (49,3% share in TR83 regional export) |
| Import (IM) (2018) | 515 million \$ |
| Gross Domestic Product (GDP) (million TL-2017) | 13,15 million TL (Ranked 38th province in Turkey) |
| GDP per capita (2017) | 6.824 \$ |
| Registered Trademarks (2009-2018) | 1.313 |
| Registered Patents (2009-2018) | 24 |
| Number of Active Firms (2019) | 7.593 432 Inc., 11 general partnership, 2959 L.L.C, 929 branches, 2931 commercial enterprises, 331 cooperatives) |
| Number of Manufacturers (2018) | 1.174 |



GDP – Sectorial Distribution

In accordance with 2018 TURKSTAT data, Corum is the most vibrant industrial city in TR83 region.



■ CORUM
 ■ TR83
 ■ TR





 **The Nearest Airport**, Merzifon Airport: 64 km

 **The Nearest Railway**, Kırıkkale/Çerikli: 120 km

 **The Nearest Port**, Samsun port 175 km

 **Distance to Capital, Ankara**: 244 km

 **Distance to the Trade Center, İstanbul**: 614 km

Corum District Population



Corum
Investment
Guide



| NAME OF DISTRICT | TOTAL | | | PROVINCIAL & DISTRICT CENTER | | | TOWN AND VILLAGES | | |
|-----------------------|----------------|----------------|----------------|------------------------------|----------------|----------------|-------------------|---------------|---------------|
| | TOTAL | MALE | FEMALE | TOTAL | MALE | KADIN | TOTAL | MALE | FEMALE |
| CORUM IN TOTAL | 536.483 | 265.678 | 270.805 | 392.004 | 193.641 | 198.363 | 144.479 | 72.037 | 72.442 |
| CENTRUM | 294.807 | 146.299 | 148.508 | 263.895 | 130.300 | 133.595 | 30.912 | 15.999 | 14.913 |
| SUNGURLU | 49.082 | 24.192 | 24.890 | 31.149 | 15.313 | 15.836 | 17.933 | 8.879 | 9.054 |
| OSMANCIK | 42.980 | 21.227 | 21.753 | 28.216 | 13.977 | 14.239 | 14.764 | 7.250 | 7.514 |
| İSKİLİP | 32.546 | 16.068 | 16.478 | 18.010 | 8.871 | 9.139 | 14.536 | 7.197 | 7.339 |
| ALACA | 31.460 | 15.669 | 15.791 | 19.549 | 9.735 | 9.814 | 11.911 | 5.934 | 5.977 |
| BAYAT | 16.525 | 7.933 | 8.592 | 6.021 | 2.921 | 3.100 | 10.504 | 5.012 | 5.492 |
| KARGI | 15.684 | 7.573 | 8.111 | 5.355 | 2.627 | 2.728 | 10.329 | 4.946 | 5.383 |
| MECİTÖZÜ | 15.655 | 7.840 | 7.815 | 4.285 | 2.092 | 2.193 | 11.370 | 5.748 | 5.622 |
| ORTAKÖY | 8.696 | 4.374 | 4.322 | 2.984 | 1.511 | 1.473 | 5.712 | 2.863 | 2.849 |
| UĞURLUDAĞ | 8.252 | 4.228 | 4.024 | 3.835 | 1.945 | 1.890 | 4.417 | 2.283 | 2.134 |
| DODURGA | 6.368 | 3.093 | 3.275 | 2.701 | 1.326 | 1.375 | 3.667 | 1.767 | 1.900 |
| OĞUZLAR | 5.483 | 2.660 | 2.823 | 2.956 | 1.438 | 1.518 | 2.527 | 1.222 | 1.305 |
| LAÇİN | 4.770 | 2.429 | 2.341 | 1.361 | 724 | 637 | 3.409 | 1.705 | 1.704 |
| BOĞAZKALE | 4.175 | 2.093 | 2.082 | 1.687 | 861 | 826 | 2.488 | 1.232 | 1.256 |



NUMBER OF STUDENTS PER SCHOOL, DIVISION, TEACHER AND CLASSROOM BY LEVEL OF EDUCATION (2018)

| PRIMARY SCHOOL + LOWER SECONDARY SCHOOL | | | | | | | | |
|---|----------------|------------------------|----------------|------------------------|----------------|------------------------|----------------|------------------------|
| | School | | Division | | Teacher | | Classroom | |
| | Primary School | Lower secondary school | Primary School | Lower secondary school | Primary School | Lower secondary school | Primary School | Lower secondary school |
| CORUM | 129 | 196 | 18 | 21 | 15 | 13 | 19 | |
| TR | 204 | 288 | 21 | 24 | 17 | 16 | 24 | |

| UPPER SECONDARY EDUCATION | | | | | | | | | | | | |
|---------------------------|---------------------------------|----------|---------|-----------|-----------------------------|----------|---------|-----------|--|----------|---------|-----------|
| | UPPER SECONDARY EDUCATION TOTAL | | | | GENERAL SECONDARY EDUCATION | | | | VOCATIONAL AND TECHNICAL SECONDARY EDUCATION | | | |
| | School | Division | Teacher | Classroom | School | Division | Teacher | Classroom | School | Division | Teacher | Classroom |
| CORUM | 272 | 20 | 11 | 17 | 315 | 17 | 12 | 20 | 238 | 26 | 10 | 15 |
| TR | 364 | 18 | 12 | 21 | 347 | 15 | 12 | 21 | 381 | 20 | 12 | 21 |

- As a positive indicator, the number of teachers and students per classroom in Corum is below the national average at all educational levels.
- There are 42 private schools in Corum.



- **1 public university in cooperation with public and industry (HİTİT UNIVERSITY)**
- 19.000 university students,
- 11 faculties,
- 3 institutes,
- 1 school of foreign languages,
- 7 vocational schools,
- 18 application and research centers



1.376 Academic and Administrative Staff



- 64 Professors
- 63 Assistant Professors
- 227 Doctor Academic Members
- 208 Instructors
- 204 Research Assistants



- Corum has 2 private and 14 public; 16 hospitals in total with 1.552 beds.
- While total number of beds in the province was 1.474 in 2000, it increased by 5.29% in 2017 and became 1.552.
- In the same period, total number of beds increased from 134.950 to 225.863 in Turkey increased by 67.37%.



- While total number of doctors in the province was 482 in 2000, it increased by 51.86% and reached 732 in year 2017.
- In the same period, the total number of doctors in Turkey increased by 38.37%, from 108.402 to 149.997 doctors.

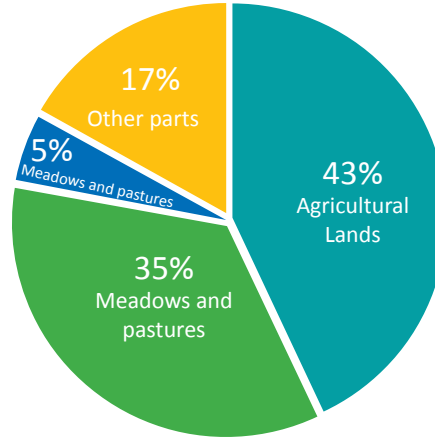


- In 2007, the number of hospital beds per thousand people was 232. This increased to 294 beds in 2017. This variable has a value above the national average in all years.

Lands in Corum


Corum territory consists of agricultural lands (43%), forests and heatlands (35%), meadows and pastures (5%), and other parts (17%).

According to 2018 TURKSTAT data, 1.506.161 tons of cereals and other crops and 8.907 tons of covered vegetables and fruits were produced in the cultivated agricultural area of 512.695 ha.



Outstanding Agricultural Products in Corum

Walnut (Oguzlar, and İskilip),
Rice (Kargı, İskilip, and
Osmancık)
Okra (Kargı)
Wheat (Alaca)
Onion (Alaca)
Investments regarding
crop processing have great
potential.



Dodurga Medicinal Aromatic Plant Center (thanks to Middle Black Sea Development Agency (OKA) Guided Project Support)

2. 400 m² greenhouse and 120.000 m² open area
Plants and aromatic plant seedlings: Capers,
coriander, cumin, echinacea, fennel, tutsan,
lavender, medical mint, medicinal sage, melissa,
Anatolian sage, stinging nettle, thyme, buckwheat,
hibiscus

Medicinal aromatic plants are raw materials for
pharmacy, cosmetic and pharmaceutical industries
that present potential for investors in these fields.



| DECARE (2018) | Field of Cereals and Other Crop Products | | | Field of Vegetable Garden | Fruit and Vegetable Crop Production Area |
|------------------|--|--------------------|-------------------|---------------------------------|---|
| | Total Area | Cultivated Area | Fallowing Area | | |
| CORUM | 5.218.079 | 3.583.906 | 1.437.838 | 105.207 | 91.128 |
| TURKEY | 231.999.458 | 154.359.791 | 35.127.733 | 7.836.320 | 34.623.870 |


Value of Crop Production (*1.000TL)

| YEAR | TR | CORUM |
|------|-------------|-----------|
| 2014 | 98.123.089 | 941.370 |
| 2015 | 120.152.079 | 1.201.830 |
| 2016 | 119.237.661 | 1.405.360 |
| 2017 | 135.885.136 | 1.444.331 |
| 2018 | 158.870.800 | 1.742.634 |



Value of Animal Production (*1.000 TL)

| YEAR | TR | CORUM |
|------|------------|---------|
| 2014 | 44.332.506 | 471.219 |
| 2015 | 55.670.771 | 318.492 |
| 2016 | 62.166.678 | 318.424 |
| 2017 | 69.926.449 | 414.531 |
| 2018 | 79.150.212 | 497.328 |



Agricultural Production Value Per Capita (TL) (*1.000 TL)

| YEAR | TR | CORUM |
|------|-------|-------|
| 2014 | 2.639 | 4.148 |
| 2015 | 3.161 | 4.705 |
| 2016 | 3.399 | 5.590 |
| 2017 | 4.005 | 6.582 |
| 2018 | 4.685 | 7.520 |



*Agricultural production value per capita in Corum has remained above the national average in last 5 years.

* In 2018, Corum's value was 60.51% higher than Turkey's average rate of agricultural production value per capita.

Number of Bovine Animals

| YEAR | TR | CORUM | CORUM/TR (%) |
|------|------------|---------|--------------|
| 2014 | 14.345.223 | 219.284 | 1,53 % |
| 2015 | 14.127.837 | 216.446 | 1,53 % |
| 2016 | 14.222.228 | 213.491 | 1,50 % |
| 2017 | 16.105.025 | 234.346 | 1,46 % |
| 2018 | 17.220.903 | 241.485 | 1,40 % |



Number of Small Cattle

| YEAR | TR | CORUM | CORUM/TR (%) |
|------|------------|---------|--------------|
| 2014 | 41.485.180 | 205.042 | 0,49 % |
| 2015 | 41.924.100 | 208.897 | 0,50 % |
| 2016 | 41.329.232 | 205.637 | 0,50 % |
| 2017 | 44.312.308 | 241.568 | 0,55 % |
| 2018 | 46.117.399 | 234.412 | 0,51 % |



Akkaraman, Merinos and Ivesi kind sheep are common in Corum province in terms of twin birth and meat productivity.

| Name of the Product | Cultivated Area (decare) | Output (ton) | Average yield (kg/da) |
|---------------------|--------------------------|--------------|-----------------------|
| Wheat | 2.077.483 | 515.031 | 248 |
| Barley | 597.911 | 182.222 | 305 |
| Onion | 41.054 | 166.460 | 4.055 |
| Garbanzo | 128.234 | 18.848 | 147 |
| Paddy | 75.952 | 60.354 | 795 |
| Sugar beet | 55.241 | 238.068 | 5.124 |
| Potato | 12.935 | 40.784 | 3.153 |



Corum Agriculture and Livestock

| District | Flour Plant | | Feed factory | | Paddy factory | |
|--------------|-------------|---------------------------|--------------|---------------------------|---------------|---------------------------|
| | Number | Total Capacity (Ton/year) | Number | Total Capacity (Ton/year) | Number | Total Capacity (Ton/year) |
| Centrum | 13 | 585.000 | 9 | 300.000 | | |
| Alaca | 5 | 28.000 | 1 | 8.293 | | |
| Bayat | 2 | 200 | 1 | 1.258 | 1 | 1.310 |
| İskilip | 1 | 100 | 1 | 4.676 | 1 | 7.800 |
| Kargı | 1 | 100 | | | 9 | 62.000 |
| Laçın | 1 | 500 | | | | |
| Mecitözü | 1 | 500 | 1 | 2.162 | | |
| Osmancık | 4 | 67.000 | | | 7 | 48.250 |
| Sungurlu | 1 | 32.000 | 1 | 1.535 | 3 | 24.900 |
| Total | 29 | 713.400 | 14 | 317.924 | 21 | 144.260 |




NUMBER OF FACILITIES, EMPLOYEES AND PRODUCT RANGE IN CORUM MANUFACTURING INDUSTRY

| BRANCH OF INDUSTRY | NUMBER OF FACILITIES | NUMBER OF EMPLOYEES | PRODUCT RANGE |
|---|----------------------|---------------------|---|
| Metal and Machine Based Industry | 289 | 3.929 | Food processing machinery |
| Forest Products and Tree Based Industry | 286 | 1.253 | Home furniture, door and window |
| Food and Beverage Industry | 249 | 2.910 | Flour and bakery products, rice, nuts |
| Stone and Earth Based Industry | 146 | 4.952 | Marble, construction chemicals, tile, brick, ceramic |
| Chemical and Plastic Industry | 93 | 808 | PVC, glass & insulation, plastic and plastic products |
| Textile and Footwear Industry | 52 | 3.699 | Clothing, shoe |
| Other Industrial Products | 33 | 528 | Jewellery |
| Paper Industry | 26 | 795 | Packaging, food packaging, corrugated cardboards |
| TOPLAM | 1.174 | 18.874 | |

Data Source: Industrial Register Information System, 2018 Year-End Data

8 different industries
1.174 manufacturers
18.874 employees



CORUM Outstanding Products

EGG



Daily

1,5 million
egg production

FLOUR



Annual

500.000 tons of
flour production

ROASTED CHICKPEA



Annual

2.500 ton roasted
chickpea production

HOLLOW BRICK



By Corum

10 % of hollow brick
production of Turkey

ROOFING TILE



By Corum

40 % roofing tile
production of Turkey

RICE



By Corum

18 % of rice
production of Turkey

4 CORUM FIRMS AMONG TOP 1000 EXPORTERS OF TURKEY (Turkish Exporters Assembly (TİM) 2018)

| Name of the Firm | Field of Activity | Exporter Ranking in 2018 | Exporting Volume in 2018 | Sectorial Ranking in 2018 Export | Featured Features |
|---|-------------------|--------------------------|--------------------------|----------------------------------|--|
|  | Jewellery | 107 | 143.664.200,17 \$ | 6 | <ul style="list-style-type: none"> •Ranked 1st in TİM's 2018 ranking of Turkey's top 20 fastest-growing firms compared to previous year. It is the biggest jump. (Rank order was 855th in 2017) •Ranked 1st (533% increase in exports) among the top 20 firms that increased their exports by percentage in comparison with the previous year •Ranked 3rd among the top 20 companies that have highest domestic sales |
|  | Jewellery | 801 | 26.794.073,00 \$ | 20 | <ul style="list-style-type: none"> •Entered the top 1000 exporters list 801st rank this year •Ranked 2nd among the top 20 companies that have highest domestic sales |

4 CORUM FIRMS AMONG TOP 1000 EXPORTERS OF TURKEY (Turkish Exporters Assembly (TİM) 2018)

| Name of the Firm | Field of Activity | Exporter Ranking in 2018 | Exporting Volume in 2018 | Sectorial Ranking in 2018 Export | Featured Features |
|---|--|--------------------------|--------------------------|----------------------------------|--|
|  | <p>Machinery and parts</p>  | 768 | 27.791.980,78 \$ | 21 | 20.8 % increase in exports compared to previous year (2017 ranking: 864) |
|  | <p>Machinery and parts</p>  | 909 | 23.590.904,98 \$ | 32 | Entered the list 909 th rank this year |

Export by Years (million \$)



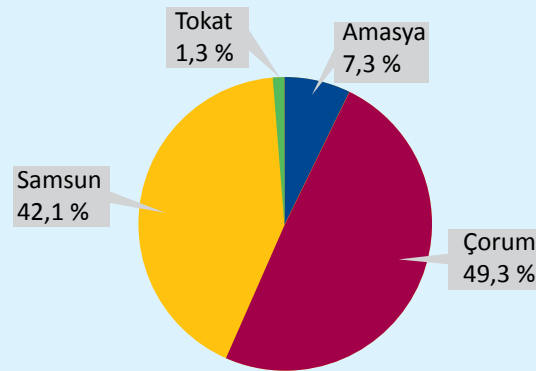
Exporting to 139 countries
154 exporting companies,



154 active
312 exporting
companies

Provincial Distribution of TR83 Regional Exports

Corum, which its export volume was increased by 3.6 times in the last 3 years is the most exporting province in TR83 region. Its share in the region's exports is 49,3%.



■ AMASYA ■ ÇORUM ■ SAMSUN ■ TOKAT

Machinery Industry

Food Processing Machinery

- The industry dates back to 1960s in Corum.
- Corum has a say in the sector with its **turnkey factories in 130+ countries** by manufacturing complete equipments of tile-brick, flour-semolina and feed factories.
- 78 companies operating in this sector in Corum (Source: The Union of Chambers and Commodity Exchanges of Turkey – TOBB)
- 95% of our production is based on export, our companies are **internationally known**.
- 2 Corum firms are listed in the top 5 companies in the world ranking, in mill machinery production.
- 2 R&D Centers Certified by the Ministry of Industry and Technology in the field of machinery and equipment manufacturing.
- Mill and Industry Machinery Manufacturers Association : Of the 58 member companies, 13 are Corum companies (approximately 25%), Corum dominates in terms of number of association members and board of directors.






Soil Industry Brick and Tile

- The industry dates back to 1946 in Corum.
- Brick and Tile Manufacturers Association (TUKDER):
- Corum has 36 of the 300 brick and tile factories operating in Turkey.



Registered Corum tile





Health Industry

Medical Products and Equipments

- The range of products manufactured in Corum:
Prosthetics, blood tubes, operating tables and chairs, dialysis chair etc.
- Our manufacturers are either the only manufacturer in the country or among Turkey's leading company in the first three.
- Existence of HUBTUAM (Hitit University Scientific Technical Application and Research Center) which is accredited by Turkish Accreditation Agency and serves as the sole authority in the field of testing of medical products and equipments in 4 different fields.





Health Tourism

- National and international demand for 3 fields (cardiac rehabilitation, wound-burn treatment, and eye) in public and private hospitals for health tourism



Advanced Technology Compressed Air Systems

- Possible to serve in high tech value added production thanks to significant potential in machinery production
- The presence of strong SMEs in terms of import substitution: The glycol unit, which is used in natural gas extraction activities by Turkey Petroleum Corporation (TPAO) and imported from the United States was produced in Corum with local opportunities. Hence, glycol unit importing has been prevented.



Corum OIZ

- **Date of Establishment:** 1977
- 665,40 hectares of land (256 industry parcels), 154 allocated industrial parcels (Allocation Rate: 60,16%)
- 114 companies, 6.575 employees
- **Main sectors:** Machinery-metal industry, food industry, textile, forest products
- **OIZ hosts;** SMEs Development and Support Administration Head Office, Turkish Standardization Institute Head Office, Central Anatolia Exporters Union Liaison Office, Emergency Health Services Station, Environmental Unit and Consultancy Services, Çorum OIZ Technology Development Zone (TechnoPark), TOBB OIZ Vocational High School)



Organized Industrial Zone (OIZs) ||

Sungurlu OIZ

- **Date of Establishment:** 2001
- 154,70 hectares of land (80 industry parcels), 15 allocated industrial parcels
- **Locational advantage:** Samsun-Ankara is 200 m away and 163 km away from the capital, Ankara.



Osmancık OIZ

- **Date of Establishment:** 2015
- 47,16 hectares of land (52 industry parcels), 14 allocated industrial parcels
- **Locational advantage:** The OIZ is on Trabzon-Samsun-Istanbul Road.



Opportunity to Benefit From Exemptions (Tax, Social Security Premium, Interest Support, etc.) up to 90% for Investments in the OIZs (by Incentives of Ministry of Industry and Technology)

For the investment of 5.000.000 ₺ to be made in Corum OIZ in manufacturing industry (US-97 Code: 15-37) that will employ 20 people

| | |
|---|----------------------|
| VAT Exemption (3.500.000 ₺ for machinery) | : 630.000 ₺ |
| Customs Duty Exemption (1.000.000 ₺ for imported machine) | : 20.000 ₺ |
| Construction Expenditure VAT Refund (for 1.200.000 ₺) | : 216.000 ₺ |
| Interest Support (3.500.000 ₺ for loan) | : 355.000 ₺ |
| Tax Deduction (55% - 100% Excluding Land) (Can be deducted from other earnings of the company) | : 2.750.000 ₺ |
| Insurance Premium Employer's Share (7 years) | : 528.477 ₺ |
| Total Amount of Support | : 4.499.000 ₺ |
| Support Intensity | : 90% |





Corum
Investment
Guide

 **Corum Tourism**

Culture and History Tourism

Corum is one of the most important centers of our country in terms of cultural tourism with Phrygian, Galatian, Hatti, Hittite, Roman, Byzantine, Seljuk, Danishment, Ottoman and Turkish Republic values.

Historical town dating back 7000 years and the the oldest settlement in Anatolia, Hattusha, the capital of Hittite Civilization place within Corum borders.

Hattusha is the first ancient city in UNESCO World Heritage List (registered in 1986) and Memory of the World (registered in 2001).

Hittite civilization is at least as old and rich as the Egyptian civilization. The cuneiform tablet of the Kadesh Treaty, which is the first written peace treaty was found in Boğazköy. Again, in this region among the high rocks in Yazılıkaya temple more than ninety gods, goddesses, animals and imaginary creatures inscripted ya da carved. Alaca Höyük, one of the first national excavations carried out under the direction of the Great Leader Atatürk,



have The Sphinx Gate and the reliefs in front of it are the reflection of the Hittite Religious Ceremonies to the present day. Currently, six archaeological excavations are being conducted in Corum.

Hittitology Congress, which is held every 3 years at international level is being held every 6 years in Çorum. Scientists from all over the world participate in this congress.



Corum has 3 Museums and 4 Historical Sites

- **Museums;**
- Corum Museum, the first and only accomodable museum
- Alacahoyuk Museum
- Boğazköy Museum
- **Historical Sites;**
- Hattusha - Bogazkale
- The Temple of Yazilikaya
- Alacahoyuk
- Ortakoy - Sapinuva



Nature Tourism

Besides the historical beauties of Corum province, there are also many natural beauties. Kargı, Osmancık and İskilip highlands, İncesu Canyon, Kızılırmak delta, Obruk Dam are among primary places.



Hiking and Biking Trails:

Hiking and Biking Trails:

Two of the 14 hiking routes are in the room by the Ministry of Culture and Tourism. Hittite Road Hiking Trails: Hittite Road, entitled with UNESCO logo has 11 short and 6 long distance, a total of 17 hiking trails, 380 km in total together with alternative paths, and 405 km of bike trails.

Kizilirmak Basin Gastronomy and Hiking Trail:

Turkey's first eco-tourism project that brings together nature, history and cuisine culture. 190 kilometers marked trekking route along with 25 rounds, 305 km in total with alternative roads, and 7 bicycle routes with a length of 606 km that follow village and forest roads.



- **Ortaköy-Incesu Canyon,**
- **Bogazkale Valley**
- **Highlands:** Kargı-Abdullah and Eğinönü, Bayat-Kunduzlu and Kuşçaçimeni, Osmancık- Baspınar Karaca, and Iskilip.
- **Nature Park:** Catak and Sıklık
- **Forest:** Osmancık Kunduz
- **Hot Spring:** Hamamlıca Village and Figani Beke



Gastronomic Tourism

Corum has a rich food culture. There are different and unique recipes and cooking techniques in towns and villages.

Local flavors identified with Corum: Corum fivefold, keskek, Iskilip Stuffed, Kargi tulum cheese, tandoor kebab, dry ravioli, Iskilip pickle and Corum special baklava

Registered Geographical

Indications: Corum roasted chickpea, Iskilip Stuffed, Iskilip pickle



Catalaşı soup



Baklava



Keşkek



Stuffed sheep sausages



Dry ravioli



Yoghurt soup






İskilip Stuffed tells the journey of rice, unique flavor in the region from field to fork. Anyone who tastes it once comes to Corum again and again to eat İskilip Stuffed.

İskilip Stuffed

In the studies carried out by the General Directorate of Mineral Research and Exploration, deposits and occurrences of metallic and industrial raw materials were revealed. The most important of these are antimony, copper, iron, manganese, bentonite, graphite, clay, limestone and brick-tile raw materials. Lignite coal and geothermal energy sources are also available.

Mineral/Resource Total Reserve

| | |
|--------------------------|----------------------------|
| Iron | : 42.360 tons |
| Claystone | : 39.000.000 tons |
| Limestone | : 14.982.500 tons |
| Bentonite | : 444.950 tonnes |
| Travertine | : 2.000.000 m ³ |
| Crystallized Limestone | : 4.645.000 m ³ |
| Diabase | : 2.500.000 m ³ |
| Brecciated Limestone | : 320.000 m ³ |
| Tuzla 2-49 kg/min. Total | : 109.4 kg/min. yield |
| Lignite | : 48.261.678 tons |



Advantageous Investment Suggestions

Since existing Corum firms are able to set up turnkey factories in the machinery sector and the staff trained in this field, sectors that support machinery sector; IT, iron and steel, ceramics sector, parts of motor vehicles, chassis and body production, medical vehicles and medical equipments and sectors such as textiles are attractive for investors.

Due to large size of the cultivatable land, agricultural sector is an important investment area. The use of pesticides per hectar in the world is 3,100 g, 1,500 g in Turkey, while this rate is 500 g in Corum. Hence, provincial soils are suitable for organic agriculture in terms of pollution.

Greenhousing (Vegetable and Ornamental Plant) Investments, Vineyard-Garden Investments, Paddy Drying Plant, Forage Crop Production, Trout Breeding, Sheep and Angora Goat Breeding, Breeding, Beef and Milk Production, Beekeeping and Honey Production Investments , Egg Poultry, Meat Poultry, Integrated meat products processing plant, Milk and dairy products processing plant, Ready-made and roughage production investments for farm animals are suitable investment areas.



Based on Corum Eligible Investment Areas Work, by Development Bank of Turkey

| Field of Activity | | Grade | Number of Fields | The Name of the Suggested Field (NACE Rev.2) |
|-------------------|------------------------|-------|--|--|
| AGRICULTURE | A | 3 | 01.1- Forage crops (for integrated plant), 01.4- Meat and milk fattening, 01.4- Meat and egg poultry | |
| | B | 8 | 01.1- Vegetable and fruit growing, 01.1 - Flower growing and cut flowers, 01.1 - Organic fruit and vegetable growing, 01.1- Greenhouse, 01.4- Angora goat and sheep rearing, 01.4- Beekeeping and honey production, 01.6- Plant and animal production supportive activities (Organization), 03.2- Freshwater aquaculture | |
| INDUSTRY | MANUFACTURING INDUSTRY | AA | 1 | 31.0 Furniture manufacturing (Other furniture manufacturing) |
| | | AB | 17 | 101-Manufacture and Storage of Meat and Meat Products, 105-Manufacture of Dairy Products, 10.7-Manufacture of rusks and biscuits; 17.2-Manufacture of corrugated paper and paperboard and their containers, 20.4-Manufacture of soap and detergents and cleaning and polishing substances), 23.4-Manufacture of other porcelain and ceramic products (Ceramic sanitary products and insulators), 23.6 24.2-Manufacture of tubes, pipes, hollow profiles and similar fittings, 25.1-Manufacture of metal building materials (metal structures, doors, windows), 25.4-Weapons and ammunition (ammunition) 25.9-Manufacture of steel barrels and similar containers, 27.3-Manufacture of wires and cables and appliances used in cabling, 27.4-Manufacture of electric lighting equipment, 27.5-Manufacture of household appliances (non-electric), 29.2-Manufacture of bodywork of motor vehicles ; manufacture of trailers and semi-trailers, 32.1-Manufacture of jewelry and similar articles, 32.1-Manufacture of imitation jewelry and related articles. |
| | | BB | 13 | 13.9- Manufacture of other textiles (other than apparel, 13.9- Manufacture of knitted or crocheted fabrics, 14.1- Manufacture of apparel, except fur, outerwear and underwear), 23.9- Non-metallic and abrasive products manufacture of mineral products, 29.4- Precious metal production (Gold), 24.5- Metal casting industry (Iron and steel casting), 25.2- Manufacture of metal tanks, reservoirs and containers (radiators, boilers, tanks etc.), 25.7- Hand tools, Manufacture of machine tools, saw blades, etc. 28.1- Manufacture of general-purpose machinery (Manufacture of engines and turbines) 28.2- Manufacture of other general-purpose machinery (Manufacture of lifting and handling equipment) 28.3- Manufacture of agricultural and forestry machinery, 28.4- Metalworking machinery and 28.9- Manufacture of other special-purpose machinery (metallurgy, mining, quarrying and construction machinery) |
| | CB | 4 | 13.2- Weaving, 25.3- Manufacture of steam generators (excluding central hot water boilers), 25.5- Forging, pressing, pressing and rolling of metals; powder metallurgy, 25.6- Processing and coating of metals; machining | |
| | ENERGY | B | 1 | 35.1- Production of electrical energy (Solar energy production) |
| LOGISTICS | B | 2 | 52.1 - Storage and warehousing, 52.2 - Supporting activities for transport (Agency) | |
| TOURISM | B | 6 | 55.1.5- 5 star hotel, 55.1- Boutique hotel 55.2- Apart, bungalow, 56.3- Touristic entertainment center, 79.1- Activities of travel agencies and tour operators, 91.0- Operation of historical sites and buildings and similar tourist attractions | |

Locational Advantage: Central Anatolia's Gate to Black Sea

- Proximity to the capital Ankara
- Proximity to Samsun Port

Cost Advantage: Affordable costs and attractive incentives

- Land is allocated with 60% discount in Corum OIZ, 100% discount in Sungurlu and Osmaniye OIZs according to the decree of the President dated 01.11.2018, No 300.
- Opportunity to benefit from Region 5 incentive rates in Organized Industrial Zones and from Region 4 rates elsewhere

A strong, innovative and dynamic investment environment

- The most vibrant industrial city in TR83 Region
- In 2009-2018 period, 298 incentive certificated investors (2,3 billion TL investment and 7.351 additional employment)
- Corum TechnoPark, with an area of approximately 17.000 m2 area was established in 2013 with the support of Middle Black Sea Development Agency (26 Offices in Total, 13 Rentable Offices)
- 3 R&D Centers operated by private sector companies (Çağır Makina/ Machinery and Equipment Manufacturing, Ece Banyo / Glass and Ceramic Products, Alapala / Machinery and Equipment Manufacturing)
- In the last 10 years 26th Rank at **Patent** Application (158 Patent Applications), 24th Rank at Patent Registration with its 24 Registered Patents (**Ranked 1st in TR83 Provinces**)
- In the last 10 years, 96 utility model application, 68 Registered **Utility Model (Ranked 1st in TR83 Provinces)**
- In the last 10 years, 1.313 Registered **Trademarks** and 401 Registered **Designs**

Livable City Standard

- 2 private and 14 public hospital, 1.532 hospital beds (31st Rank in Turkey)
- 10 registered accommodation facilities, 1.086 beds
- The first 5-star hotel in the region
- 1 shopping center, 2 theaters, 19 cinema halls



INVEST CORUM

The website <http://www.investcorum.com>, which was established with the support of the EU Project, is managed by Middle Black Sea Development Agency (OKA) Corum Investment Support Office (ISO), serves to promote Corum investment opportunities and to inform about Corum ISO activities. The incentive information and the documents for investors on the website give an idea about the investment climate and guide them. Website content continues to be enriched.

FIRM PORTAL – LIST OF FIRMS

The website <http://www.listoffirms.com>, which was initiated by Corum ISO has been launched to contribute to 2023 Turkey exporting goals and introduce Corum firms to the whole World.

Companies have the opportunity to present themselves to the whole world by entering the company information according to the HS code and product type. The site is ready for use where various supply products, labor and other needs that companies need can be queried. All our companies need to do is to click www.listoffirms.com and register themselves and their products.



Investors' Contact Points

Corum
Investment
Guide



REPUBLIC OF TURKEY
MINISTRY OF INDUSTRY
AND TECHNOLOGY



CORUM PROVINCIAL DIRECTORATE OF INDUSTRY AND TECHNOLOGY

Gazi Caddesi Valilik Ek Hizmet Binası Kat-5 / ÇORUM
Tel: 444 61 00
Fax: +90 364 224 39 56
E-mail: stmcorumil@sanayi.gov.tr



CORUM OIZ DIRECTORATE

Çorum Organize Sanayi, Ankara Yolu 12. km 19100
Pınarçay Osb/Çorum Merkez/ÇORUM
Tel: +90 (364) 254 9029
Fax: +90 (364) 254 9029
E-mail: corumosb@corumosb.org.tr



CORUM SME DEVELOPMENT ORGANIZATION

Organize Sanayi Bölgesi KOSGEB Binası No.7
P.K:19200 ÇORUM
Tel: 0364 254 97 17
Fax: 0364 254 97 16
E-mail: corum@kosgeb.gov.tr



CORUM CHAMBER OF COMMERCE AND INDUSTRY

Karakeçili Mh. Fuar Cd. No: 2 ÇORUM
Tel: +90 (364) 224 4450
Fax: 0850 280 3200
E-mail: oda@ctso.org.tr



CORUM PROVINCIAL COORDINATOR OF AGRICULTURE AND RURAL DEVELOPMENT SUPPORT INSTITUTION

Ulukavak Mah. Selçuk 1.Cad. PTT Baş Müdürlüğü
Binası No:10 / ÇORUM
Tel: 0364 223 00 27
Fax: 0364 223 00 28



CORUM EXCHANGE OF COMMERCE

Akkent Mh. Borsa Kompleksi Sit.Kümeevler ÇORUM
Telefon : 0(364) 2240950 & 0(364) 2247637 &
0(364) 2242568
Fax : 0 (364) 2124670
E-mail : corumtb@tobb.org.tr

**Contact us before you invest
in Corum.**



ORTA KARADENİZ KALKINMA AJANSI
MIDDLE BLACK SEA DEVELOPMENT AGENCY

**T.R. Middle Black Sea Development Agency
Corum Investment Support Office**

**C TSO Yeni Binası 1. Kat Çorum/TÜRKİYE
(0364 225 7470)**



**info@investcorum.com
corumydo@oka.org.tr**

**<http://www.oka.org.tr>
<http://www.investcorum.com>
<http://www.listoffirms.com>**